

MIC-770 V3

Compact Fanless System with 12th Gen Intel® Core™ i CPU Socket (LGA 1700)

NEW



Features

- Intel® 12th Gen Core™ i CPU socket-type (LGA1700) with Intel® R680E/H610E chipset
- Wide operating temperature (-20 ~ 60 °C)
- VGA and HDMI output
- 2 x GigaLAN, 2 x USB 3.2 (Gen2) and 6 x USB 3.2 (Gen1)
- 2 x RS-232/422/485 and 4 x RS232 serial ports (Optional)
- 1 x 2.5" HDD/SSD, 1 x mSATA, and 1 x NVMe M.2
- 9 ~ 36 V_{DC} input power range
- IP40 dust proof for deployment in harsh environment
- Supports FlexIO and iDoor technology, flexible configure additional HDMI, DP, DVI, COM port, DIO, Remote switch IO
- Supports Advantech i-Modules
- Supports Advantech SUSI API and embedded software APIs
- Supports Intel® vPro™/AMT and TPM technologies
- Supports Advantech iBMC 1.2 remote out-of-band power management solution on DeviceOn

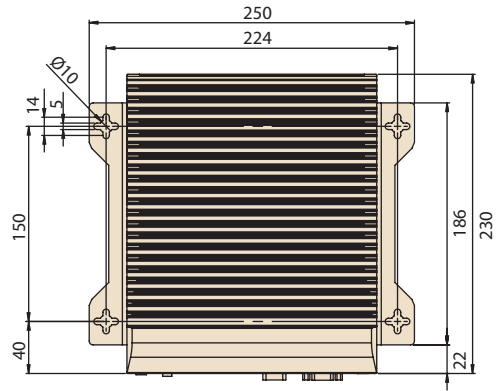
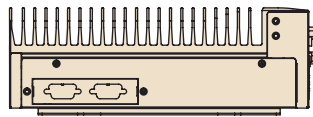
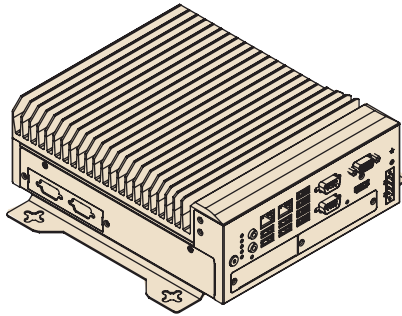


Specifications

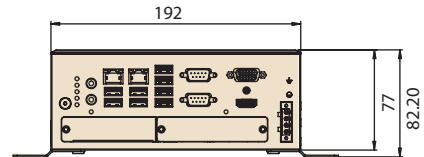
12 th Generation Processor (TDP 35W)	CPU	i9-12900TE	i7-12700TE	i5-12500TE	i3-12100TE	Pentium G7400TE	Celeron G6900TE				
	Core/Thread number	16/24	12/20	6/12	4/8	2/4	2/2				
	Base Frequency	1.10 GHz	1.40 GHz	1.90 GHz	2.10 GHz	3.00 GHz	2.4 GHz				
	Max Turbo Frequency	4.80 GHz	4.60 GHz	4.30 GHz	4.00 GHz						
	L3 Cache	30 MB	16 MB	12 MB	6 MB	2.5MB	2.5MB				
	Temperature	-20 ~ 60 °C (w/ industrial wide-temp SSD, 0.7m/s air flow)									
	Chipset	R680E/H610E									
12 th Generation Processor (TDP 65W)	BIOS	AMI 256Mb/128Mb SPI Flash									
	CPU	i9-12900(E)	i7-12700(E)	i5-12500(E)	i3-12100(E)	G7400E (46W)	G6900E (46W)				
	Core/Thread number	16/24	12/20	6/12	4/8	2/4	2/2				
	Base Frequency	2.30 GHz	2.10 GHz	2.90 GHz	3.20 GHz	3.60 GHz	3.00 GHz				
	Max Turbo Frequency	5.00 GHz	4.80 GHz	4.50 GHz	4.20 GHz						
	L3 Cache	30 MB	25 MB	18 MB	5 MB	2.5 MB	2.5 MB				
	Temperature	-20 ~ 50 °C (w/ industrial wide-temp SSD, 0.7m/s air flow)									
Memory	Chipset	R680E/H610E									
	BIOS	AMI 256Mb/128Mb SPI Flash									
	Technology	Dual-channel DDR5 4800 MHz (R680E SKU supports ECC)									
Memory	Socket	2 x 262-pin DDR5 SODIMM (up to 32GB per socket)									
	Maximum Capacity	64GB									
	Display	Chipset	Core i: Intel® UHD Graphics 770 Pentium/Celeron: Intel® HD Graphics 710								
VGA		1 x DB15, up to 1920 x 1200 maximum resolution									
HDMI		1 x HDMI, up to 4096 x 2160@30Hz									
Multiple Display		R680E: 4 x independent displays (third and fourth display output via optional cable)									
		H610E: 3 x independent displays (third display output via optional cable)									
Ethernet	Controller	R680E LAN1: Intel® i219LM, LAN2: Intel® i210IT H610E LAN1: Intel® i219V, LAN2: Intel® i210IT									
	Interface	2 x RJ45									
Storage	HDD	1 x 2.5" HDD/SSD (up to 2 x 2.5" SSD by optional kit; 2 x 3.5" HDD by i-Module)									
	mSATA	1									
	NVMe M.2	1 x M Key 2280 with PCIe Gen 4 x 4 (R680E SKU, operating temp. -20 ~ 50 °C)									
	RAID	0/1/5/10 (R680E SKU only)									
I/O	USB	R680E: 2 x USB3.2 (Gen2), 6 x USB3.2 (Gen1), 1 x USB 2.0 (Internal) H610E: 4 x USB3.2 (Gen1), 4 x USB2.0									
	Serial Port	2 x DB9, RS-232/422/485 support auto flow control; 4 x RS-232 (Optional)									
	Audio	2 (1 x line out and 1 x mic in)									
Expansion	Module	Supports Advantech i-Modules									
	Mini PCIe/mSATA	R680E: 1 x mini PCIe, 1 x mini PCIe/mSATA H610E: 1 x mini PCIe, 1 x mSATA									
LED and Switch	LED	2 (1 x Storage and 1 x Power), 4 for COM1 TX/RX and COM2 TX/RX									
	Button	1 x Power on/off switch									
	Remote Switch	Yes, 2pin terminal block (Optional)									
Power	Type	ATX/AT									
	Input Voltage	9 ~ 36 V _{DC}									
	Power consumption	9~19V _{DC} support total 140W 19~36V support total 180W for system and Peripheral card									
Watchdog Timer	Output	System reset									
	Interval	Programmable 1 ~ 255 sec/min									
Environment	Temperature	65W CPU w/ industrial wide Temp. SSD		35W CPU w/ industrial wide Temp. SSD		Non-operating					
		-20 ~ 50 °C with 0.7 m/s air flow		-20 ~ 60 °C with 0.7 m/s air flow		-40 ~ 85 °C					
	Humidity	95% @ 40 °C (non-condensing)									
	Vibration	With SSD: 3 Grms @ 5 ~ 500 Hz, random, 1 hr/axis With 2.5" HDD: 1 Grms @ 5 ~ 500 Hz, random, 1 hr/axis				2G					
Mechanical	Shock	With SSD: 20G, IEC-68-2-27, half-sine wave, 11 ms duration				50G 11 ms					
	Dimensions (W x H x D)	77 x 192 x 230 mm (3.07" x 7.55" x 9.05")									
	Weight	2.8 kg (6.17 lbs)									
Mechanical	Installation	Desktop/wall mount									
	EMC	CE/FCC Class A, CCC, BSMI									
Certifications	Safety	CB/UL, CCC, BSMI									
OS Support		Windows 10, Windows 10 IoT, Linux OS									

Note: The CPU PCIe slot can support graphic cards only due to Intel design specification. Other types of add-on cards will have no function installed on this slot.

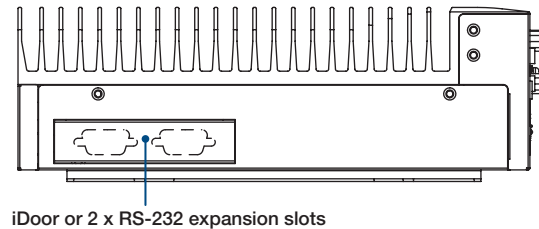
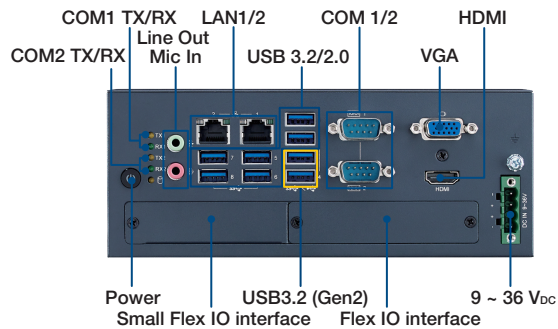
Dimensions



Unit: mm



Front View



Ordering Information

Part Number	VGA	HDMI	2.5" HDD/SSD	mSATA	NVMe M.2	USB3.2 (Gen2)	USB3.2 (Gen1)	USB 2.0	GbE	COM	PCIe	Power
MIC-770V3W-00A1	1	1	1	1	1	2	6	0	2	2, up to 6 (Optional)	i-Module (optional)*	9 ~ 36V _{DC}
MIC-770V3H-00A1	1	1	1	1	0	0	4	4	2	2, up to 6 (Optional)	i-Module (optional)*	9 ~ 36V _{DC}

* MIC-770V3H does not support MIC-75M20-01

Packing List

Part Number	Description	Quantity
MIC-770 V3	MIC-770 V3 bare system	1
2041077040	MIC-770 V3 startup manual (ENG+TC+SC)	1
1652003234	4-pin Phoenix power connector	1
1960070543T005	2 x Mounting bracket	2
1700013095-01	SATA cable	1
1700024372-01	SATA power cable	1
2170000093-01	CPU thermal grease	1
1990019498N000	RAM thermal pad	2

Optional i-Modules*

Part Number	Description
MIC-75M13-00A2	4-slot expansion module (1 x PCIe and 3 x PCI slots)
MIC-75M20-00C1	2-slot expansion module (2 x PCIe slots)
MIC-75M20-01A2**	2-slot expansion module (2 x PCIe slots)
MIC-75M11-00A2	2-slot expansion module (1 x PCIe and 1 x PCI slots)
MIC-75S20-00A2	2-slot expansion and storage module (2 x PCIe and 2 x 2.5 removable 2.5" storage bay)
MIC-75G20-10A2	GPU Card expansion module (2 x PCIe and 2 x removable 2.5" storage bay)
MIC-75G30-00A2**	Dual GPU card expansion module (3x PCIe and 2 x removable 2.5" storage bay)
MIC-75GF10-00A1	MXM GPU expansion i-Module (1 x PCIe and 2 x removable 2.5" storage bay)
98R17520301	2 x 3.5" HDD kit

*Please refer to i-Module datasheet for more detail.

** R680E SKU only

Embedded OS

Part Number	Description
20706WX1HS0024	img W10 21HL MIC-770V3W 64b 21H2 ENU
20706WX1VS0024	img W10 21VL MIC-770V3W 64b 21H2 ENU
20706WX1ES0024	img W10 21EL MIC-770V3W 64b 21H2 ENU

Optional Accessories

Part Number	Description
Adaptor	
96PSA-A230W24P4-3*	ADP A/D 100-240V 230W 24V C14 TERMINAL BLOCK 4P
1702002600	Power cord (USA) UL/CSA, 3-pin, 10A, 125V, 1.83 M, 180 D
1700008921	Power Cord PSE 3P 7A 125V 183cm
1702002605	Power Cord (EU), 3-pin, 10A, 250V 1.83M, 90D
Din Rail PSU	
96PSD-A240W24-MN*	A/D 100-240V 240W 24V NDR DIN RAIL
1700031170-01	DC-DC power cord, A cable TEM*4/TEM*4 UL2464 18AWG 150cm
1700029720-01	AC-DC power cord (US), M cable AC CONN 3P 183cm
1700030520-01	AC-DC power cord (CN), M cable conn 3P CCC 10A 250V 150cm
1700031408-01	AC-DC power cord (EU), M cable conn 3P/G-TEM*3 80CM

* Please use 230W adaptor when i-Module is added.

Note:

1. MIC-770 V3 supports Advantech iDoor modules (both MOS and PCM series), excluding the PoE model.

2. The **PCM** series module requires a bracket (P/N: **1960065854N001**) that must be ordered separately.

Optional Flex I/O* & Kits

Part Number	Description
Flex I/O	
AIIS-DIO32-00A1E**	AIIS GPIO module (32 bit)
PCA-TPMSPI-00A1	TPM 2.0 module (SPI)
98R17500001	MIC DVI FIO
98R17500101	MIC HDMI/Remote power on/off FIO
98R17500301	MIC HDMI kit FIO
98R17500401	MIC Remote power on/off FIO
98R17500601	MIC 2x COMports kit FIO
98R17500701	MIC Remote power on/off kit for SFIO
98R17500801	MIC Reset/Remote power on/off/5VDC kit FIO
98R17500901	MIC GPIO kit FIO
98R17501001	MIC DP kit FIO
98R17501101	COM and HDMI kit
Advanced Flex I/O***	
98910770301	MIC NVMe + 4 LAN Advanced FIO
98910770401	MIC NVMe Advanced FIO
98910770501	MIC 4 PoE Advanced FIO
Storage Kit	
98R1752010E	2nd 2.5" HDD/SSD kit (used in 2-slot i-Module)
98R1752020E	2 x 2.5" SSD kit (Thickness: 7mm)
Mounting Kit	
98R17500210	MIC Din Rail Mounting kit
98R17500501	MIC Wall Mounting kit

* Please refer to Flex I/O datasheet for more detail.

** AIIS-DIO32 requires a DB37 bracket (P/N: 1960068787N002)

*** R680E SKU only